

## A bumpy ride higher for equities

**Melda Mergen**, Global Head of Equity


The coronavirus continues to introduce uncertainty, but investors should expect cyclicals to outperform in the first half of the year. Here we identify key catalysts for equity markets.

### **Covid-19 will continue to impact the economy and markets**

We entered 2021 with the prospect of new vaccines taming Covid-19 and that effort proved transformative in developed markets. The coronavirus persists, however, and its impact will continue to be felt in 2022 as the pandemic plays out. New therapies to prevent serious illness are very promising, but expect a focus on Covid and a return to normal life to continue in 2022.

Gauging a company's exposure to lingering Covid impacts – and lasting Covid changes – will be an important component of research in 2022. Another important Covid carry over is that we expect cyclicals to outperform in the first half of the year, especially given expected ongoing economic reopening and above-average GDP growth.





### Supply chain disruptions will start to improve – eventually

The pandemic was the proximate cause of supply chain disruption, shuttering manufacturing facilities globally. For industries with “just-in-time” inventory practices this was extremely challenging, as replenishing exhausted inventories proved nearly impossible, or at the very least very expensive. We expect elements of the supply chain to improve over the course of 2022, but there is still a significant backlog and wide variation among companies in their access to materials and success in passing costs on to consumers.

The seized gears of the supply chain caused many to speculate that the world would move manufacturing away from China or even onshore production. But the considerable cap ex required to drive that radical change seems unlikely. What is likely to change, however, is how much inventory companies decide to hold, and that means that focusing on inventory levels and pricing power as part of fundamental research takes on heightened importance. There will be clear winners and losers in this environment, and active positioning will set investors up for success, especially in the context of cyclical opportunities in the first half of the year.

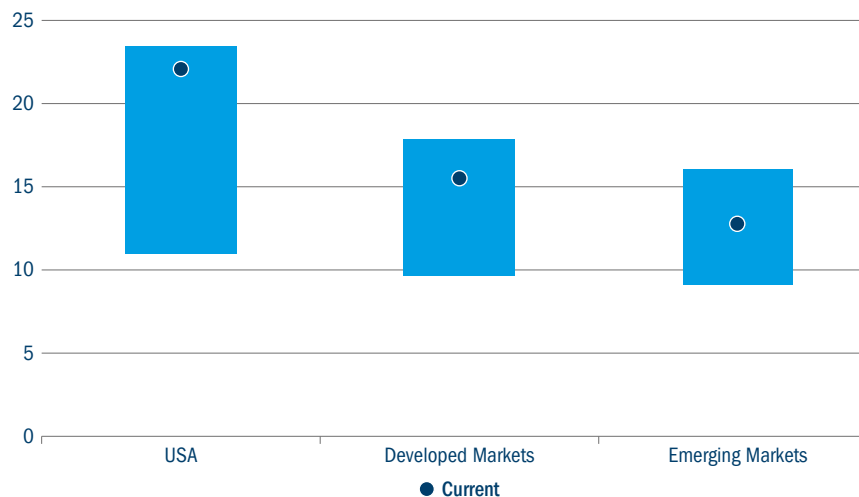
### Higher rates, lower valuations?

Historically, higher interest rates have correlated with lower equity valuations. Higher rates in 2022 could put equity multiples under pressure, which means it is important to know what you are paying for. For investors whose value exposure is below their strategic allocation, 2022 could be a good environment to increase that allocation. That said, cheap is not an investment thesis; in an environment of greater dispersion, understanding the fundamentals of a company relative to the price is essential.

### Investing in the US versus elsewhere


Equities are expensive in most regions, but on a relative basis valuation metrics are more attractive in Europe and emerging markets (EMs) than the US (Figure 1). Headlines around China and inflationary pressures may cause some anxiety regarding EMs, but a strategic allocation still makes sense as long as it fits your risk tolerance.

Figure 1: Global equity valuations – few places to hide



Source: Columbia Threadneedle based on IBES estimates. Charts show global P/Es high/low/current from 10/2011-10/2021. P/E is calculated using the following indices: US, MSCI USA Index, designed to measure the performance of the large and mid-cap segments of the US market. Developed markets: MSCI Europe, Australasia, Far East (EAFE) Index is a capitalisation-weighted index that tracks the total return of common stocks in 21 developed-market countries. Emerging Markets: MSCI Emerging Markets Index (EMI) is a free float-adjusted market capitalisation index designed to measure equity market performance in the global emerging markets. It is not possible to invest directly in an index.





## Real capital is flowing to responsible investment

Investor interest in responsible investment has been rising over the past few years, and this should accelerate in 2022. Environmental challenges such as a warmer climate, limited water or wildfires each pose risks to companies, and thinking about those risks as you conduct your fundamental research is a way of protecting your portfolio.

## A bumpy ride higher

I expect headline risk in 2022, especially around inflation, interest rates and energy prices. I don't see a catalyst for a big equity swoon, but that doesn't necessarily mean we get to a place that is higher than the beginning of the year smoothly. I expect greater dispersion among winners and losers because of the stresses of supply chains, inflation and the cost of doing business, and higher rates. Investors need to be selective about what they own. The highest growth stocks are likely to be subject to greater volatility as interest rates rise.



To find out more visit  
**columbiathreadneedle.com**



**Important Information:**

**For use by professional clients and/or equivalent investor types in your jurisdiction (not to be used with or passed on to retail clients). This is an advertising document.**

This document is intended for informational purposes only and should not be considered representative of any particular investment. This should not be considered an offer or solicitation to buy or sell any securities or other financial instruments, or to provide investment advice or services. **Investing involves risk including the risk of loss of principal. Your capital is at risk.** Market risk may affect a single issuer, sector of the economy, industry or the market as a whole. The value of investments is not guaranteed, and therefore an investor may not get back the amount invested. **International investing** involves certain risks and volatility due to potential political, economic or currency fluctuations and different financial and accounting standards. **The securities included herein are for illustrative purposes only, subject to change and should not be construed as a recommendation to buy or sell. Securities discussed may or may not prove profitable.** The views expressed are as of the date given, may change as market or other conditions change and may differ from views expressed by other Columbia Threadneedle Investments (Columbia Threadneedle) associates or affiliates. Actual investments or investment decisions made by Columbia Threadneedle and its affiliates, whether for its own account or on behalf of clients, may not necessarily reflect the views expressed. This information is not intended to provide investment advice and does not take into consideration individual investor circumstances. Investment decisions should always be made based on an investor's specific financial needs, objectives, goals, time horizon and risk tolerance. Asset classes described may not be suitable for all investors. **Past performance does not guarantee future results, and no forecast should be considered a guarantee either.** Information and opinions provided by third parties have been obtained from sources believed to be reliable, but accuracy and completeness cannot be guaranteed. This document and its contents have not been reviewed by any regulatory authority.

**In Australia:** Issued by Threadneedle Investments Singapore (Pte.) Limited ["TIS"], ARBN 600 027 414. TIS is exempt from the requirement to hold an Australian financial services licence under the Corporations Act and relies on Class Order 03/1102 in marketing and providing financial services to Australian wholesale clients as defined in Section 761G of the Corporations Act 2001. TIS is regulated in Singapore (Registration number: 201101559W) by the Monetary Authority of Singapore under the Securities and Futures Act (Chapter 289), which differ from Australian laws.

**In Singapore:** Issued by Threadneedle Investments Singapore (Pte.) Limited, 3 Killiney Road, #07-07, Winsland House 1, Singapore 239519, which is regulated in Singapore by the Monetary Authority of Singapore under the Securities and Futures Act (Chapter 289). Registration number: 201101559W. This document has not been reviewed by the Monetary Authority of Singapore.

**In Hong Kong:** Issued by Threadneedle Portfolio Services Hong Kong Limited 天利投資管理香港有限公司. Unit 3004, Two Exchange Square, 8 Connaught Place, Hong Kong, which is licensed by the Securities and Futures Commission ("SFC") to conduct Type 1 regulated activities (CE:AQA779). Registered in Hong Kong under the ce (Chapter 622), No. 1173058.

**In the UK:** Issued by Threadneedle Asset Management Limited, registered in England and Wales, No. 573204. Registered Office: Cannon Place, 78 Cannon Street, London EC4N 6AG. Authorised and regulated in the UK by the Financial Conduct Authority.

**In the EEA:** Issued by Threadneedle Management Luxembourg S.A. Registered with the Registre de Commerce et des Sociétés (Luxembourg), Registered No. B 110242 44, rue de la Vallée, L-2661 Luxembourg, Grand Duchy of Luxembourg.

**In the Middle East:** this document is distributed by Columbia Threadneedle Investments (ME) Limited, which is regulated by the Dubai Financial Services Authority (DFSA). This document is intended to provide distributors with information about Group products and services and is not for further distribution. The information in this document is not intended as financial advice and is only intended for persons with appropriate investment knowledge and who meet the regulatory criteria to be classified as a Professional Client or Market Counterparty and no other Person should act upon it.

**In Switzerland:** Threadneedle Asset Management Limited. Registered in England and Wales, Registered No. 573204, Cannon Place, 78 Cannon Street, London EC4N 6AG, United Kingdom. Authorised and regulated in the UK by the Financial Conduct Authority. Issued by Threadneedle Portfolio Services AG, Registered address: Claridenstrasse 41, 8002 Zurich, Switzerland.

**Columbia Threadneedle Investments is the global brand name of the Columbia and Threadneedle group of companies. columbiathreadneedle.com**

Issued 12.21 | Valid to 06.22 | J32025 | 3948244